

Web Training for RoofLogic Software

Learn any RoofLogic software product on the World Wide Web. Just get in front of your computer and you're ready to go! It's quick, easy and cheap.

Benefits

- Absorb material more easily in shorter training sessions
- Eliminate training-related travel costs entirely
- Get new hires up to speed quickly
- Book refresher sessions easily
- Book sessions at short notice

Incremental approach to training

Studies show students retain less than 20% of course material in traditional classroom sessions. The culprit? Sheer volume of information.

Effective learning happens incrementally. You learn small chunks of information that are easy to retain. Each session teaches you a little more. Between sessions you apply what you've learned on real projects. When your next session starts, you're ready to move to the next level.

Learn More and Learn More Easily

Web training gives you more skills far faster than traditional methods. Your investment is implemented more quickly and thoroughly with a greater guarantee for long-term success.

How it Works

The best training is hands on. In our web training sessions, you and your staff work with your RoofLogic software following step-by-step instructions from our trainer.

As you can see from our diagram, web training works exactly the same as if our trainer visited you on-site.

One on One/Single Student

Our trainer watches your computer screen remotely over the Web and instructs you over the phone instead of sitting beside you. He sees exactly what you see and can help with problems immediately.

Multiple Students

Setup is the same as if the trainer was in your office (see diagram). One computer is the trainer's. An attached projector is aimed at a screen for all students to see. The trainer connects to that computer over the World Wide Web and provides step-by-step instructions while students follow along on their own computers.

One extra student can work from the "instructor computer" if needed.

Multiple Offices

Web training can take place in multiple offices or locations. We have trained over thirty people in four offices spread across the nation at the same time! Up to six offices can be connected at one time.

Scheduling

We recommend scheduling sessions a week apart. This gives students a chance to apply their new knowledge as they use the program. We adapt our training programs to fit the pace of learning of your trainees.

Teleconferencing

If you order it, we'll arrange teleconferencing. Each student or office will see teleconferencing instructions when they connect to the Web training session.

Payment

Payment must be made in advance by major credit card.

Time used is rounded up to the nearest hour. A 2.5-hour session will be billed as 3 hours.

Cancellations can only be made with 24 hours notice, please; otherwise we bill an hour.

To negotiate alternate payment arrangements, please call.

Pricing

Training Rate: \$85.00/hour (1 hour minimum)

Teleconferencing: First line: \$6.00/hour (includes trainer and one (1) line from your office)
Additional line: \$3.00/hour

Recommended Sessions and Pricing

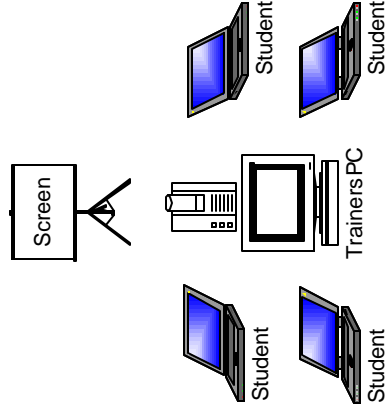
<i>Module</i>	<i>Recommended Sessions</i>	<i>Price</i>
Asset Manager	4 :: 2 hour blocks	<u>\$680</u>
Online	1 :: 1 hour block	<u>\$85</u>
Estimator	4 :: 2 hour blocks	<u>\$680</u>
RoofCAD	2 :: 2 hour blocks	\$340
<u>Digitizer</u>	2 :: 2 hour blocks	\$340

*Teleconferencing costs are not included and are billed separately.

Multiple Student Training

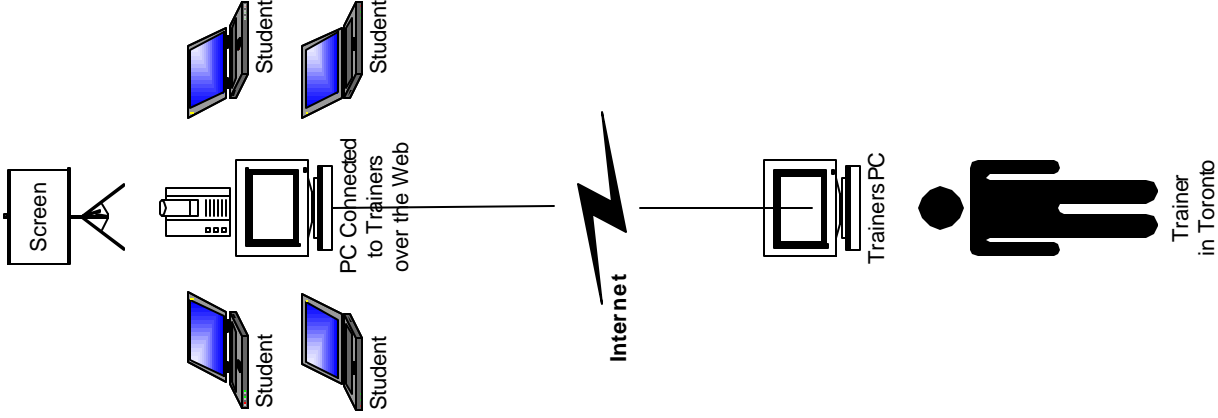
Traditional Classroom Training

Instructors computer is projected on screen for students to see



Web Training

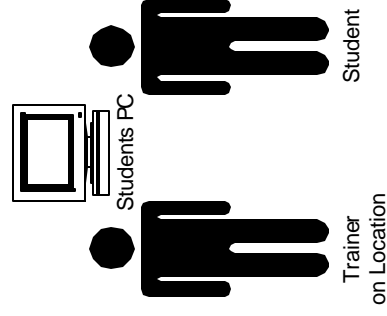
Instructors computer is projected on screen for students to see



Single Student Training

Traditional One on One Training

Instructor trains as student operates computer



Web Training

Instructor trains as student operates computer. Trainer can see students computer over the Internet

